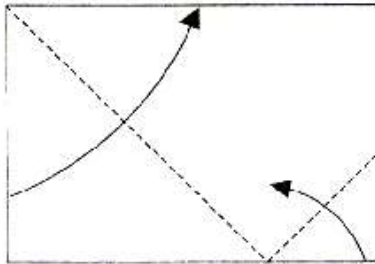
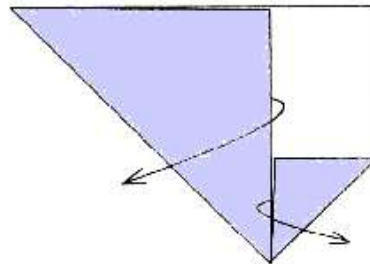


paper lampshade

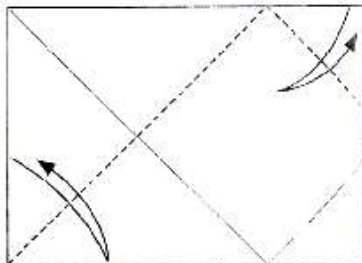
14"x22" medium or heavyweight paper



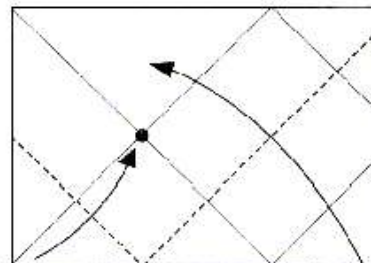
Fold bottom left corner to top edge.
Fold bottom right corner to meet first fold



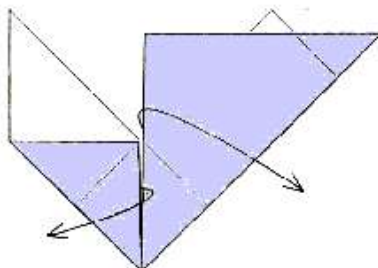
unfold both corners



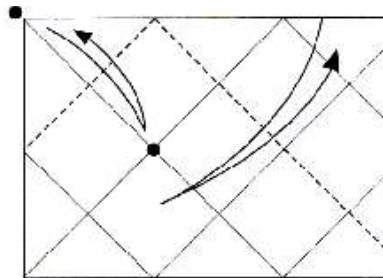
Fold top left corner down to bottom edge.
Fold top right corner to meet first fold.
unfold both corners.



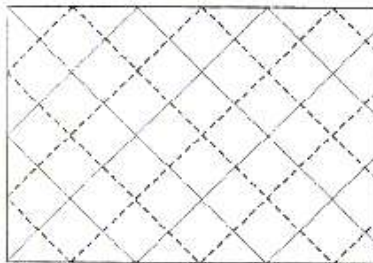
Fold corners in half from point to point



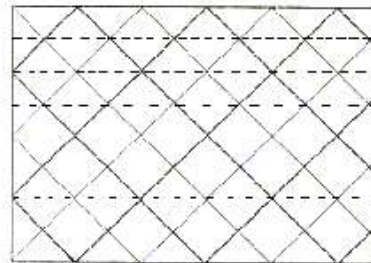
Unfold both corners



Fold corners from point to point on opposite side and then unfold.



Continue folding corners at half way points throughout the entire sheet
Crease well. Turn the sheet over.



Make horizontal creases at all intersections.
The folding is complete. Bend the model around so that the diagonal folds are mountains

Treat the paper with fire retardant before folding

Drawing by Karen Thomas